

## **Zone J Proposed Extension of Hours: Informal Consultation Results (March 2023)**

Informal consultation was carried out via letter drop to all properties within Controlled Parking Zone J, between Friday 3<sup>rd</sup> and 24<sup>th</sup> February 2023.

The consultation was based on whether residents and businesses supported proposals to extend the operational hours of the zones

From: Monday to Saturday 8am to 6.30pm with Match Day Hours

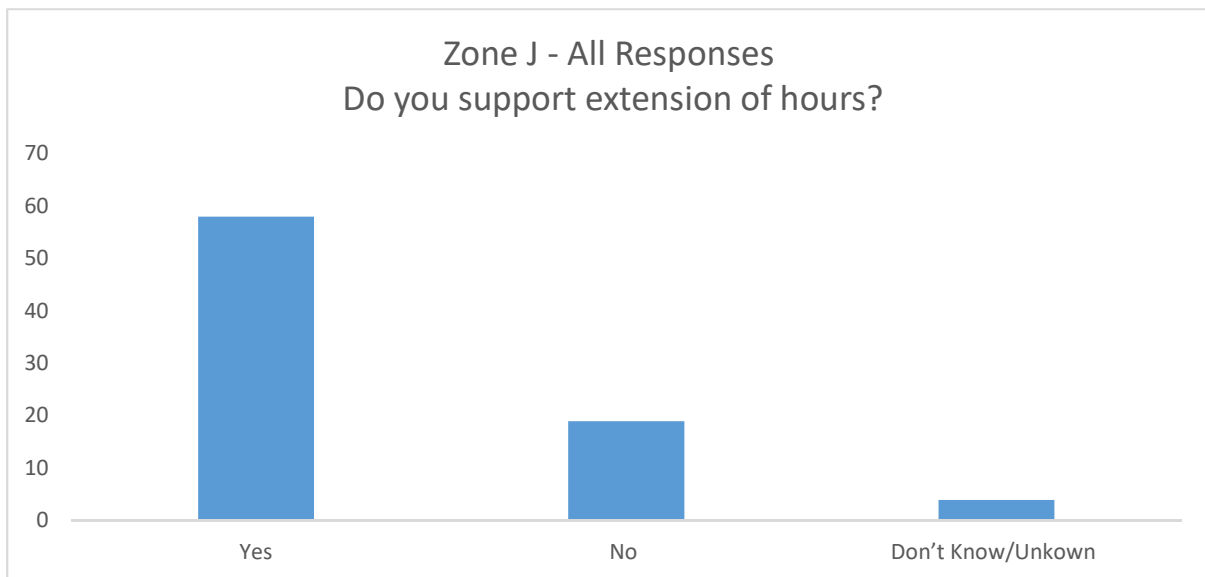
To: Monday to Sunday 8am to 10pm.

(Match Day Hours occur on first team match days of Watford Football Club between the following hours: Weekday evenings: 6pm to 10pm & Sundays 1pm to 6.30pm)

### **Headline Data**

Zone J: Letters Posted 534 - 81 Responses (Response Rate 15%)

Do you support extended hours? **Yes 72% No 23% Blank/Not known 5%**



### **Responses by property/occupier type**

Zone J of the 81 responses 80 were residential and 1 was a business responding

### **Receipt of responses**

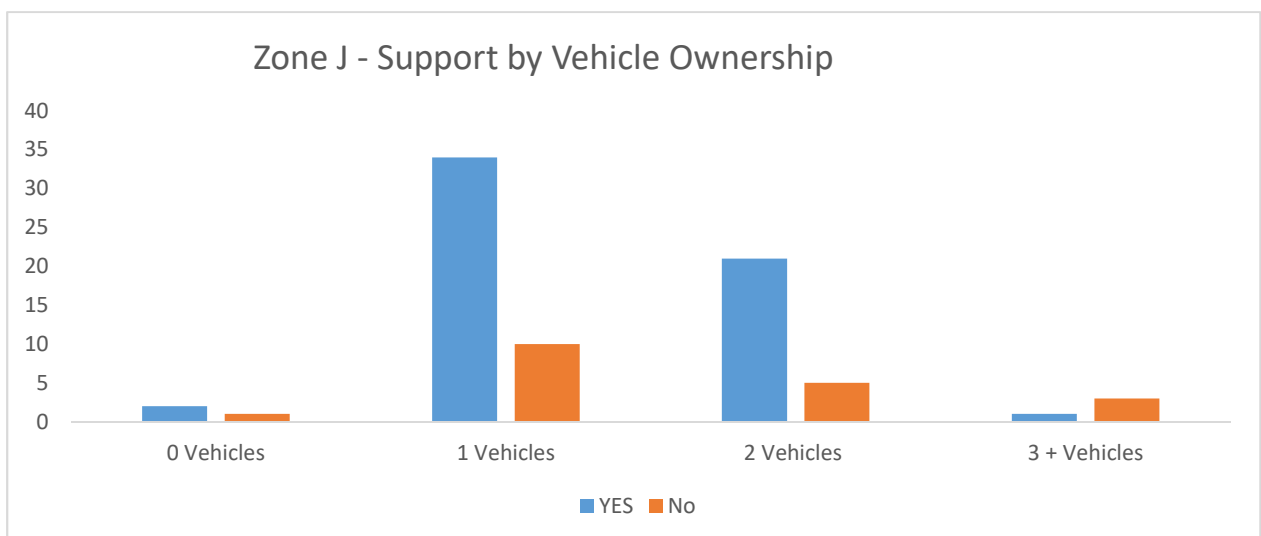
Zone J of the 81 responses, 54 were received by email and 27 by post

**Zone J Response Rate by Street Name**

Street	No of Properties in Street	Number of Responses (% Response Rate)	Do you support proposals?		
			Yes	No	Blank/Not known
Cardiff Road	93	6 (6%)	4	2	0
Clifton Road	49	6 (12%)	5	1	0
Liverpool Road	139	22 (16%)	15	6	1
St James Road	162	32 (20%)	22	7	3
Westbury Road	29	9 (31%)	8	1	0
Wiggenhall Road (2-92)	62	6 (10%)	4	2	0
<b>TOTAL</b>	<b>534</b>	<b>81 (15%)</b>	<b>58 (72%)</b>	<b>19 (23%)</b>	<b>4 (5%)</b>

**Zone J Level of support by vehicle ownership**

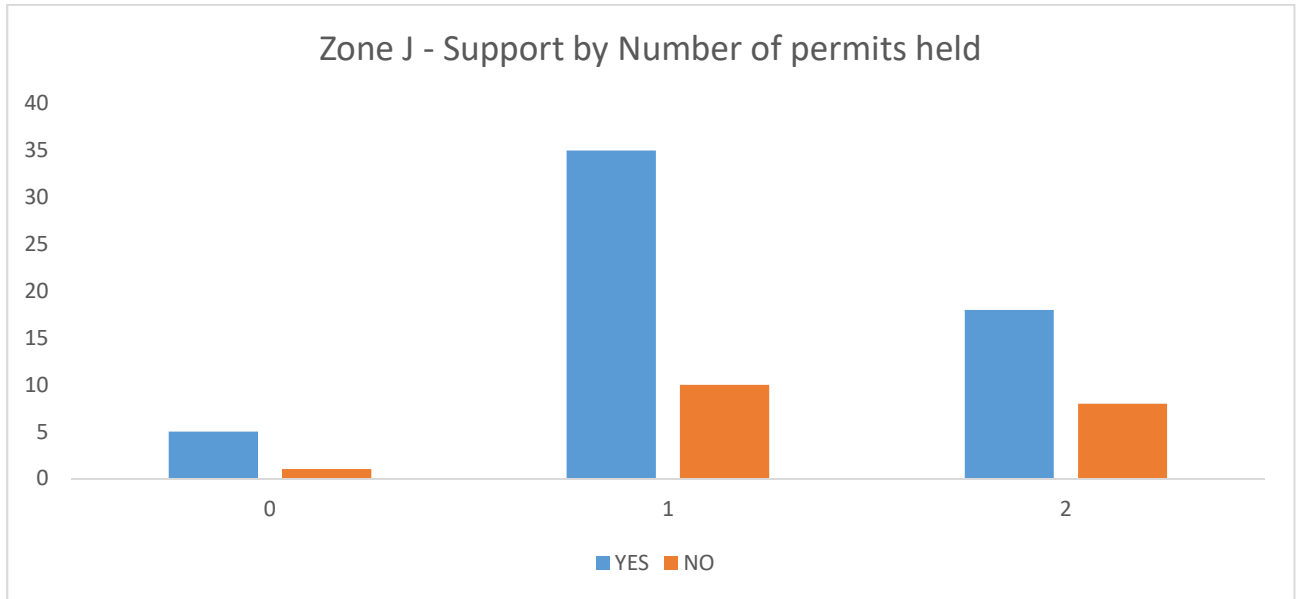
No of Vehicles Owned	Responses	Do you support proposals?		
		Yes	No	Blank/Not known
0	4	2	1	1
1	44	34	10	0
2	28	21	5	2
3 or 4	5	1	3	1



Note: (Blank/Not known) not shown excluded from graph.

**Zone J Level of support by number of permits held.**

No of Permits	Responses	Do you support proposals?		
		Yes	No	Blank/Not known
0	7	5	1	1
1	45	35	10	0
2	29	18	8	3



Note: (Blank/Not known) not shown excluded from graph.

**Zone J Total Number of Vehicles Owned from all survey respondents**

116 (Average vehicle ownership from survey respondents 1.3)

100 Parked ON Street, 54 Parked OFF Street (note some respondents would tick both on and off street use).

Properties within Zone J, have been advised by letter, dated 15<sup>th</sup> March 2023, of the results of the informal consultation.

ENDS